

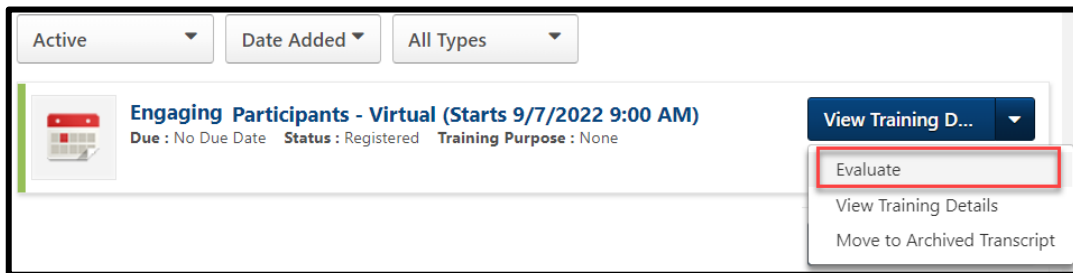


Sessions

When a training Session (in-person or virtual) has an evaluation, it can be located as follows:

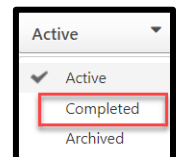
On the day of the session, you can complete the evaluation from your Active transcript as soon as the session has concluded. It will remain available on your Active transcript until your attendance has been recorded in Cornerstone. In the case of a multi-part session, the evaluation will become available after the conclusion of the final part.

1. From the menu bar, select the **Learning** tab and select **Transcript** from the dropdown menu.
2. From your **Active** transcript, locate the training you want to evaluate.
3. Select the **Actions** dropdown button on the far right of the course title.
4. Select **Evaluate** from the dropdown menu. If there is no Evaluate option in the dropdown menu, the training does not have an evaluation.

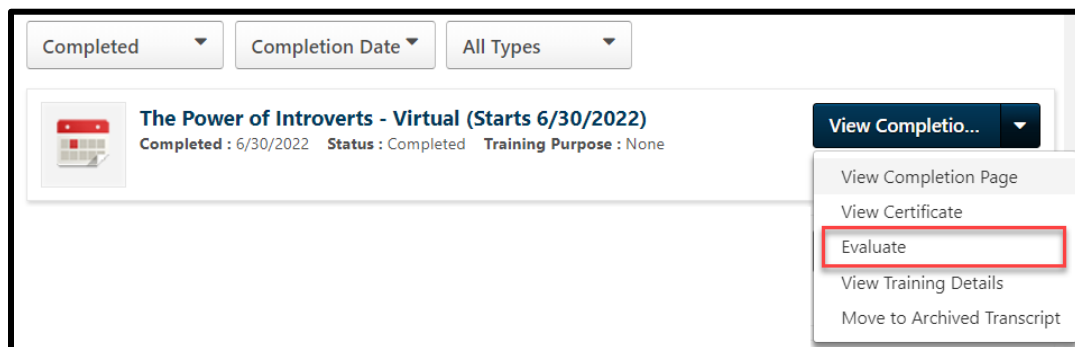


After your attendance has been recorded, you can access the evaluation by navigating to your Completed transcript.

1. From the menu bar, select the **Learning** tab and select **Transcript** from the dropdown menu.
2. Select the **Active** transcript tab and select **Completed** from the dropdown menu.



3. Select the **Actions** dropdown button on the far right of the course title.
4. Select **Evaluate** from the dropdown menu. If there is no Evaluate option in the dropdown menu, the training does not have an evaluation.






Online Course

When an online course has an evaluation, it can be completed immediately after finishing the course from the training completion page. If no evaluation is available, the **Evaluate This Training** button will not appear.


Training Completion

You have completed **REPLAY: Conversational Intelligence Webinar!** Please complete an evaluation of this course if one is available.

What's next?



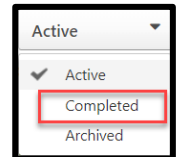
[View My Certificate](#)




[Evaluate This Training](#)

If you don't complete the evaluation immediately after completing an online course, you can return later and access the evaluation from your Completed transcript.

1. From the menu bar, select the **Learning** tab and select **Transcript** from the dropdown menu.
2. Select the **Active** transcript tab and select **Completed** from the dropdown menu.
3. Select the **Actions** dropdown button on the far right of the course title.
4. Select **Evaluate** from the dropdown menu. If there is no Evaluate option in the dropdown menu, the training does not have an evaluation.



Completed ▾ Completion Date ▾ All Types ▾



REPLAY: Conversational Intelligence Webinar
Completed : 7/19/2022 Status : Completed Training Purpose : None

View Completio... ▾

- View Completion Page
- View Certificate
- Launch
- Evaluate
- View Training Details
- Move to Archived Transcript

Other Training Types

Other training types, for example, curriculums, videos, or materials, may also have an evaluation available. If the training has an evaluation, it can be accessed from your Completed transcript.